


Mindy Office Chair

BS671

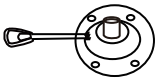
PRODUCT PARTS INCLUDED

A




X1

B



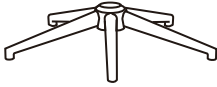
X1

C




X1

D




X1

E



X5


F



M6*16mm

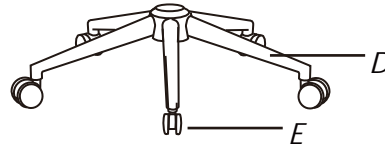
X4

G



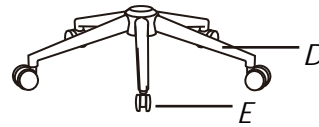
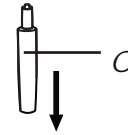
X1

STEP 1



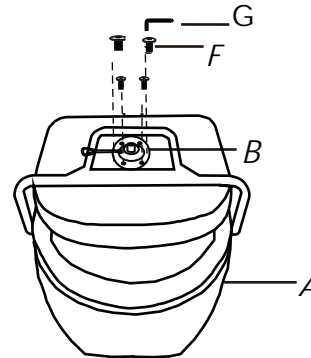
Assemble the Wheels

STEP 2



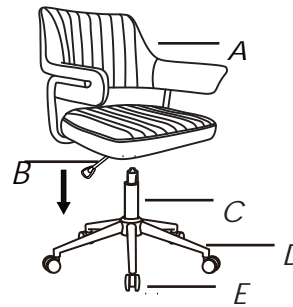
Assemble the gas lift

STEP 3



Assemble the whole seat with B&F

STEP 4



Insert the gas lift to the seat bottom

STEP 5



Assembled

ATTENTIONS:

1. Follow Assemble Steps One By One
2. Wipe With Soft Cloth