




Kenton Bar Stool

CF_LF9-05F-1

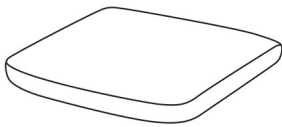
PRODUCT PARTS INCLUDES

A



BACKREST X1

B



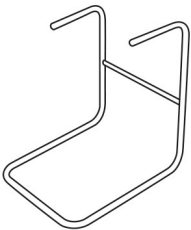
CUSHION X1

C



METAL LEG PART X2

D



METAL LEG X1

E



SCREW X4
M6*40mm

F

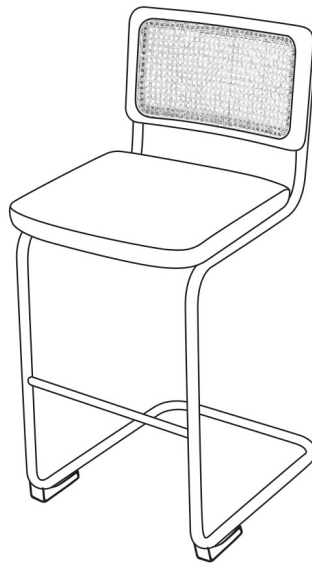


SCREW X4
M6*35mm

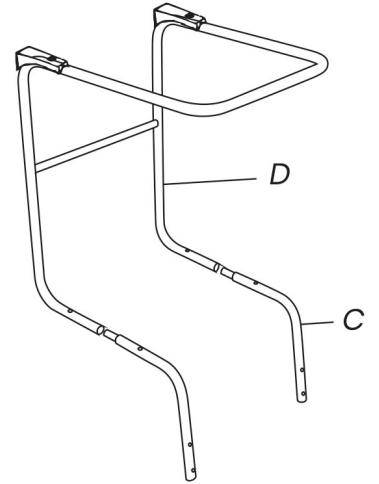
G



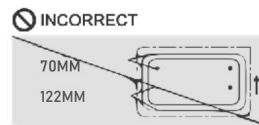
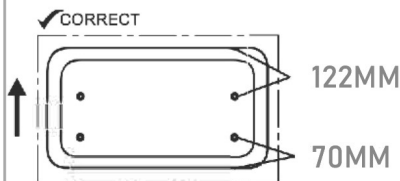
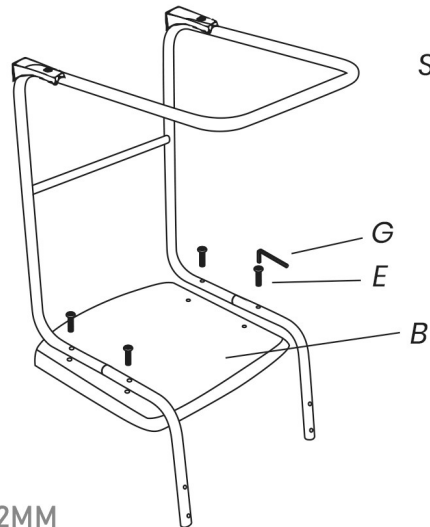
ALLEN WRENCH X1



STEP 1



STEP 2



NOTE: To attach the backrest correctly, the lower drill holes should be : 70 mm from the bottom edge of the backrest.

The top of the backrest drill holes should be 122mm from the top edge of the backrest.

STEP 3

