

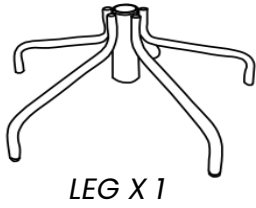


Rae Office Chair

CF_LS-014

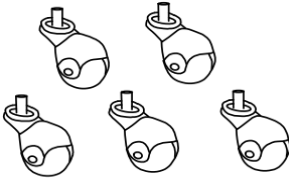
PRODUCT PARTS INCLUDED

A



LEG X 1

B



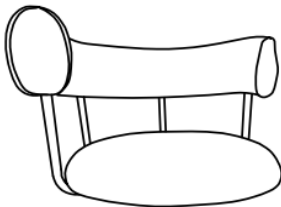
WHEELS X 5

C



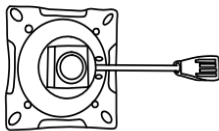
GAS LIFT X 1

D



CHAIR BODY X 1

E




MECHANISM X 1

F

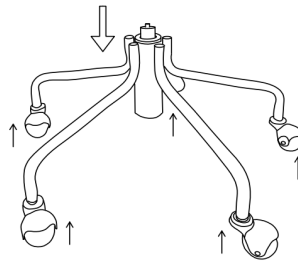


SCREWS X 4



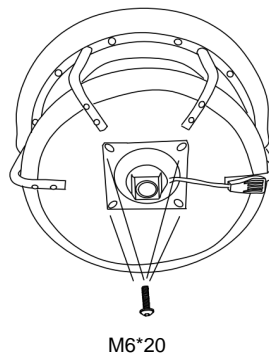
ALLEN KEY X 1

STEP 1



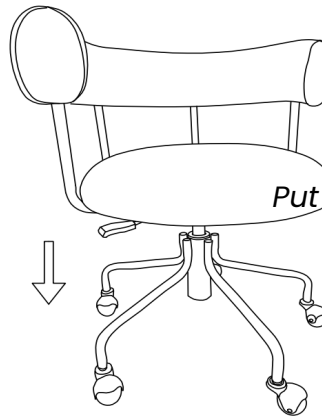
Assemble the wheels & gas lift

STEP 2



Assemble the mechanism

STEP 3



Put the mechanism hole into gas lift

STEP 4



Up & down handle to stand up and sit down

Assembled