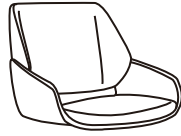
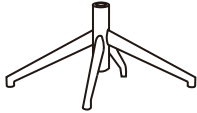
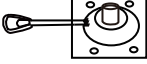






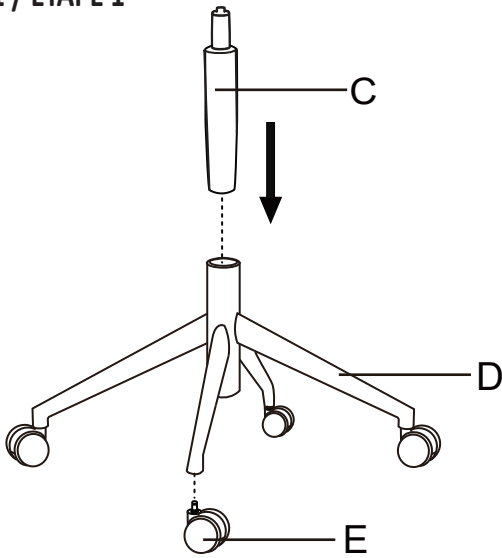
BS862

ASSEMBLY INSTRUCTION

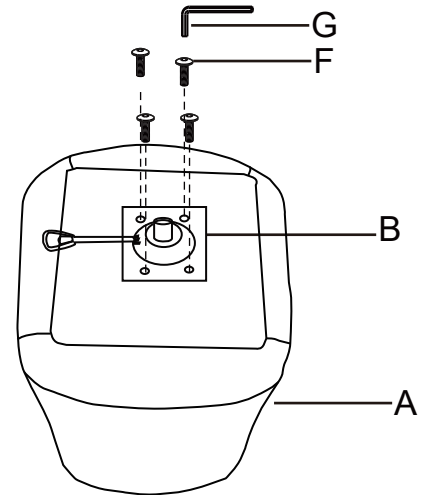


PART LIST	QUANTITY	PART LIST	QUANTITY
LISTE DES PIECES	QUANTITE	LISTE DES PIECES	QUANTITE
A 	1	D 	1
B 	1	E 	4
C 	1	F  M6*16mm	4
		G 	1

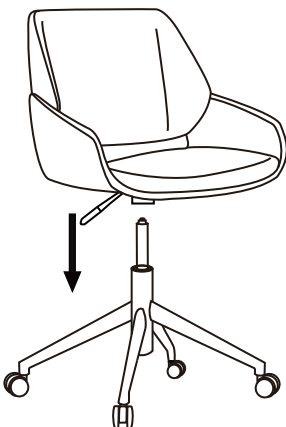
STEP 1 / ETAPE 1



STEP 2 / ETAPE 2



STEP 3 / ETAPE 3



STEP 4 / ETAPE 4

